


To open an account in kickboxing.no just go to <http://kickboxing.no>
Click the Menu link “Portal Login”

PORTAL LOGIN



Click the icon named “Combat”




When LogIn site open, click the key-icon named “Open account”

Open account: 

A rounded rectangular box titled "Login Interface" with a background image of a padlock and chain. It contains two input fields: "Username:" and "Password:". To the left of the fields is a red 'X' icon, and to the right is a green checkmark icon.

Open account: 
Forgotten password: 

Now, pick your country from drop down menu, and fill inn the empty fields before clicking Submit-button

Contry: Choose Contry 

Teamname

Login name:

Password:

E-mail

Your data will show and you can click the link to go to login site.

Please log on to the Portal here.

Enter your Username and Password and click the green “V”



Welcome, you have now entered the Combat Portal.

WELCOM TO COMBATPORTAL
 testteam
 UserId: test

UPCOMING EVENTS						
Event#	Date	Region	EventName	Organizer	Style	
33	5335	2008-09-18	Intersjonalt	Scandinavian Open	Fighter Kickboksingklubb	SC FC MF
	5354	2008-10-04	Nasjonalt	FIGHT CLUB	Fighter Kickboksingklubb	SC LC FC MF
	5329	2008-11-01	Nasjonalt	Arctic Fight Night Galla	Tromsø Kickboksingklubb	FC
1	5334	2009-03-07	Nasjonalt	NC og Galla	Fighter Kickboksingklubb	SC LC FC MF

REGLEMENTER

- Pyramide
- Scorepaper
- Fullcontact (Nor)
- Lightcontact (Nor)
- Semicontact (Nor)
- Musical Forms (Nor)

To participate in a Norwegian event you first have to make a list of all of you're competitors. Do so by clicking link called '**Reg. Competitors**' - Enter Name, Sex and Date of Birth.

This list will be saved for you're benefit under the link called '**Competitors**' and can be used over and over again on following events.

To participate, start by clicking link called '**Combat Participation**' - go through a 4-step operation to register for the event.

- Step.1 - Choose event from Dropdown table.
- Step.2 - Register name for Travel Guide.
- Step.3 - Set the real weight for competitors and choose the Style to participate in.
- Step.4 - View you're list, and if wanted delete/Add competitors.

The system will put the competitors into the right Weight Class by it's knowledge of age, sex and real weight. Therefore you only have to choose style and enter the real weight of competitors, the system will do the rest.

Now... you have to make a list of all of you're competitors.
To do this, just click the icon called "Reg. Competitors"



A small popup window opens where you enter the competitors data one by one.

test

42

ENTER NEW COMPETITORS DATA

Name:

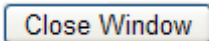
Sex: Male Female

Passnr:

Date of birth : DD MM YYYY


NB! All fields is to be filled out!

When all competitors are entered close the window by the button



And you will go back to the Combat index site.

You have a list of all competitors under the link:



If someone's missing, click "RegNew" link

Reg New

iD#	Name	Sex	Birthday	Weight	Pass	Edit
144	Testname Mann	Mann	1980-12-24	Kg	2008-09-09	

Sex -> Mann=Male and Dame=Female

Now... here is how to reg. for an competition

Click icon “Combat Participation”



Choose wanted combat by drop down menu

Step 1 of 4: Choose event

5335 - 2008-09-18 - Fighter Kickboksingklubb => Scandinavian Open ▼



Enter the name of Travel Guide, phone# and e-mail adr. And click Next

Travel Guide :

Tlf:

E-mail:

A list of you're competitors will show.

Comp.#	Name	Date of birth	Reel Weight	Semi	Light	Full	MusicF
144	Testname	1980-12-24	<input type="text"/> Kg	<input type="checkbox"/>	<input type="checkbox"/>	<input type="checkbox"/>	<input type="checkbox"/>

Enter the real weight of the competitor

Reel Weight

Kg

NB! It is the competitors REAL WEIGHT that is to be put into the field “Reel Weight”.

If the real weight of the competitor is like 63,5kg, you put 64kg in this field!

DO NOT PUT THE WEIGHT CLASS, PUT THE WEIGHT

If you do not know the exact weight for the competitor, put a weight that is inside the weight class you want to participate in!

And choose class(es) to partispate in.

Reel Weight	Semi	Light	Full	MusicF
<input type="text" value="78"/> Kg	<input checked="" type="checkbox"/>	<input type="checkbox"/>	<input type="checkbox"/>	<input type="checkbox"/>

Then Confirm

You're done!

You can check the list, delete if wrong...

Reg. ID	Comp. ID	Comp. Name	Age	W.Class	Style	KG	Delete
105444	144	Testname	27	H-85KG	SC	78	
105445	144	Testname	27	H-81KG	FC	78	

...and add more if some is missing.

